



REMOVAL AND INSTALLATION

Differential Carrier

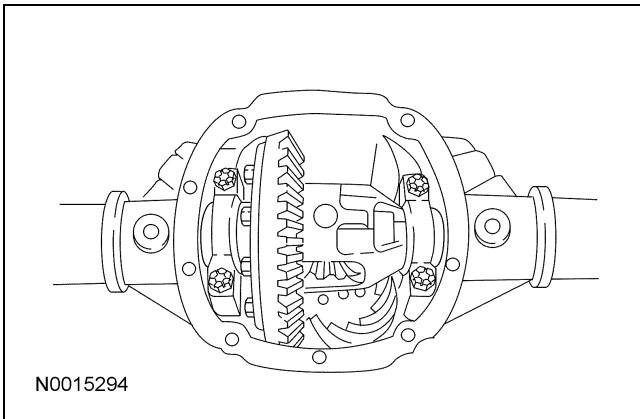
Special Tool(s)




 <p>ST1485-A</p>	<p>Shim Driver 205-220 (T85L-4067-AH)</p>
---	---

Removal

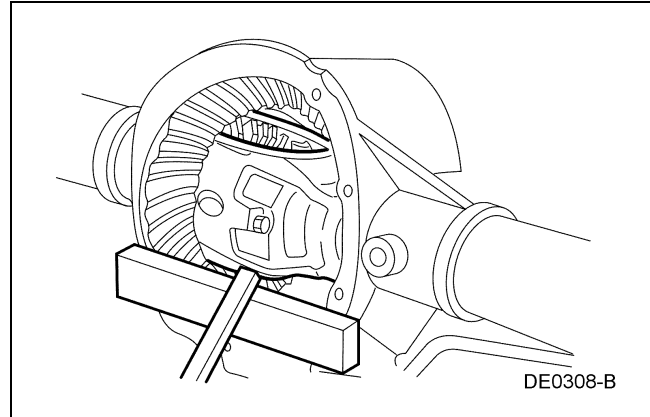
1. Remove the axle shafts. For additional information, refer to Axle Shaft in this section.
2.  **CAUTION:** Index-mark the position of the differential bearing caps, as arrows may not be visible. The differential bearing caps must be installed in their original locations and positions.

Remove the 4 differential bearing cap bolts and the 2 differential bearing caps.



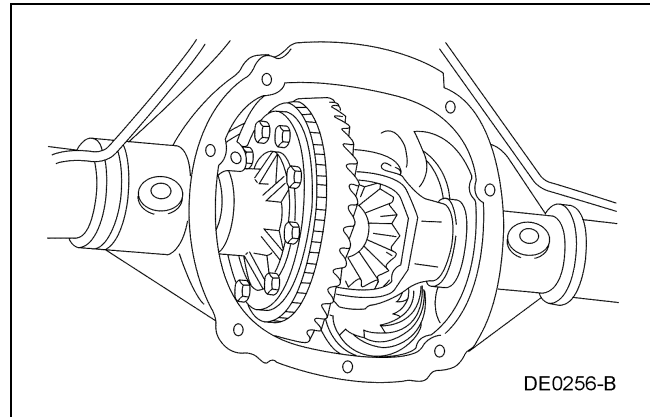
3.  **WARNING:** Be careful not to allow the differential assembly to fall.
-  **CAUTION:** Place a wood block between the pry bar and the axle housing to protect the machined surface from damage.
-  **CAUTION:** Index-mark the position of the differential bearing shims. The differential bearing shims must be installed in their original locations and positions.

Using pry bars and wood blocks, remove the differential carrier assembly from the axle housing.



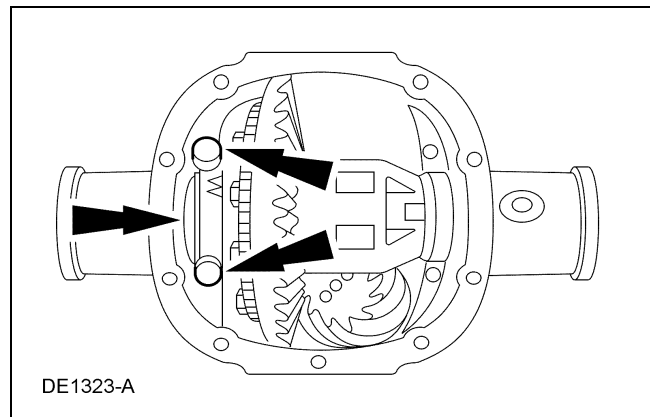
Installation

1. Position the differential assembly in the axle housing.



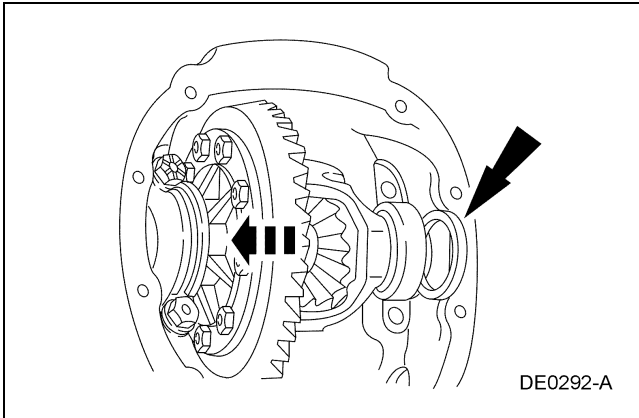
2. Install the originally removed differential bearing shim on the LH side.
3. **NOTE:** Apply pressure toward the LH side to make sure the LH differential bearing cap is seated.

Install the LH differential bearing cap and loosely install the differential bearing cap bolts.

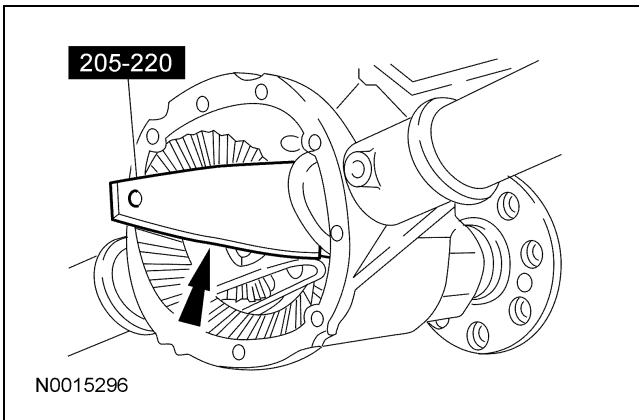


REMOVAL AND INSTALLATION (Continued)

4. Install the original differential bearing shim on the RH side.

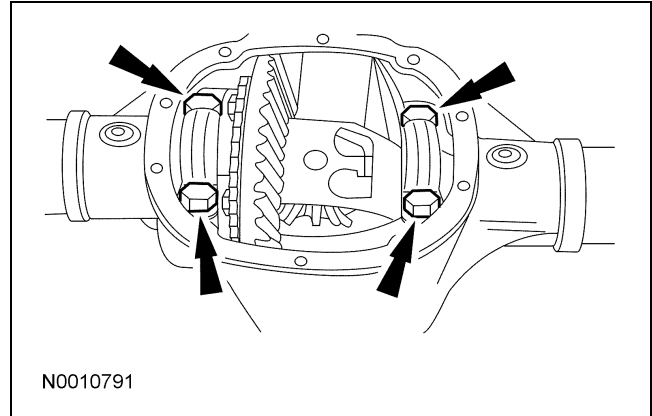


5. Using the special tool, fully seat the differential bearing shims.

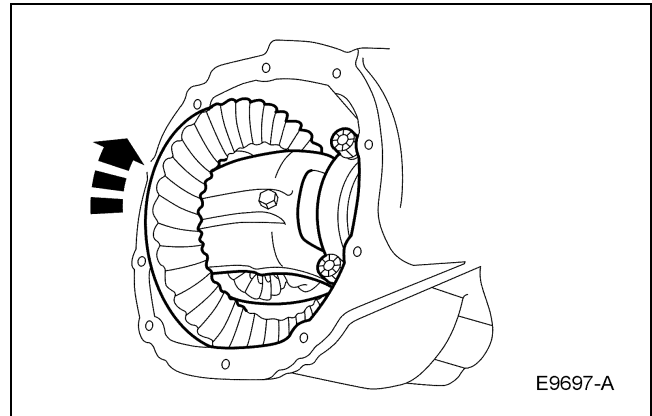


6. Install the RH side differential bearing cap and tighten the LH side and RH side differential bearing cap bolts.

- Tighten to 112 Nm (83 lb-ft).



7. Rotate the differential assembly to make sure it rotates freely.



8. Measure the ring and pinion backlash.
9. Install the axle shafts. For additional information, refer to Axle Shaft in this section.